000019

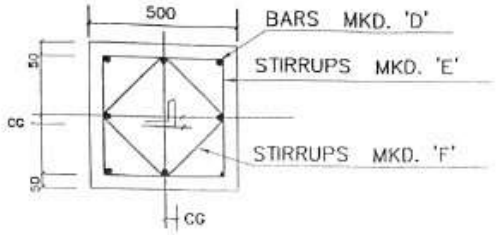

SECTION X1 – X1

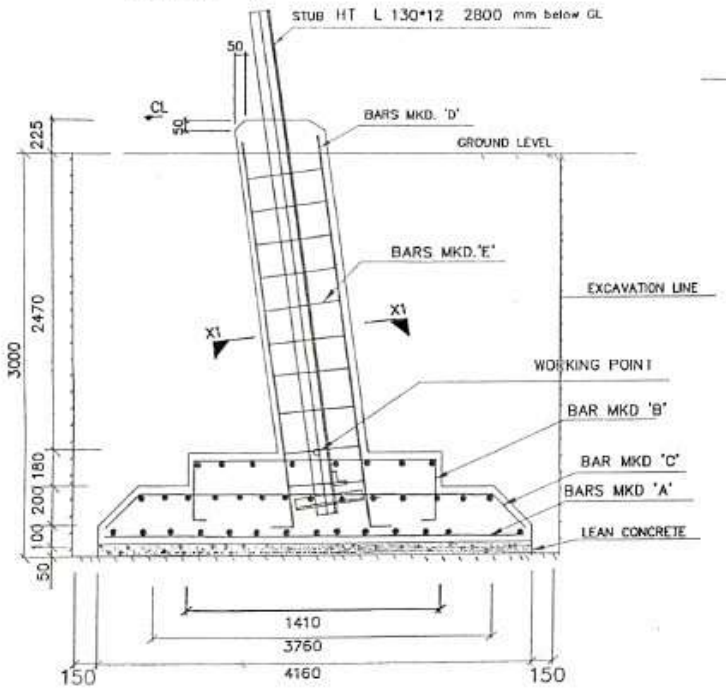

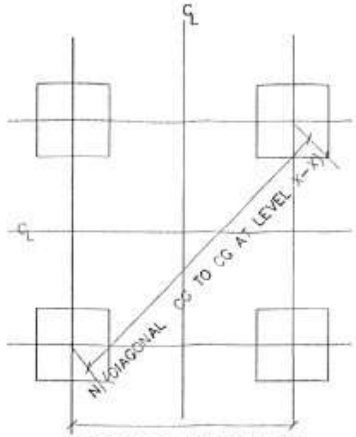

M (CG TO CG AT LEVEL X–X)

EXCAVATION PLAN AT X–X

BAR BENDING SCHEDULE FOR FOUNDATION

BAR TYPE	SKETCH	BAR DIA. (mm)	LENGTH (mm)	NOS./ LEG	UNIT WEIGHT (KG/m)	WEIGHT PER LEG (KG.)	WEIGHT PER TOWER (KG.)
A	4060	10	4060	74	0.617	185.371	741.484
B	360, 1310, 100	10	2230	22	0.617	30.27	121.08
C	212, 100, 3660	10	4284	46	0.617	121.58	486.352
D	350, 3000	20 25	3350 3350	4 4	2.466 3.853	33.044 51.63	132.176 206.52
E	400, 400	8	1750	11	0.395	7.60	30.42
F	283	8	1282	11	0.395	5.57	22.28
TOTAL REINFORCEMENT(Kg)						435.078	1740.31

The given drawing stands approved for structural details only and the quantities indicated in the drawing is a tentative one & not a part of this approval

TOWER SLOPE TAN ALPHA = 0.29545

EXCAVATION PLAN DETAILS

LEVEL	STUB	CG OF STUB	P	M	N
0	HT L 130*12	36.6	14273	15790	22331
3	HT L 130*12	36.6	16044	17561	24835
6	HT L 130*12	36.6	17814	19331	27339
9	HT L 130*12	36.6	19585	21102	29842

QUANTITIES / TOWER

EXCAVATION =	238.70	m3
CONCRETE(1:1.5:3)=	23.50	m3
CONCRETE(1:3:6) =	3.46	m3
REINFORCEMENT =	1740.31	kgs

NOTES:

1. DRAWING NOT TO SCALE
2. ALL DIMENSIONS ARE IN MM UNLESS OTHERWISE STATED
3. REINFORCED BAR USED Fe 500 CONFORMING TO IS 1786–1985
4. MIX PROPERTIES CONFORMING TO IS 456–2000
5. CONCRETE MIX USED GRADE M 20 (NOMINAL MIX 1:1.5 LEAN CONCRETE MIX GRADE M10 (NOMINAL MIX 1:3:6).
6. WHENEVER NECESSARY TO CLEAR STUB AND CLEAT STIRRUPS AND BARS ARE TO BE ADJUSTED AT SITE.
7. CLEAR COVER TO THE MAIN REINFORCEMENT BARS SHALL BE 50 MM UNLESS OTHERWISE SPECIFIED
8. FOR CLEAT AND STUB TEMPLATE DETAILS PLEASE REFER STUB DRG.
9. STUB SETTING/PROP SETTING TEMPLATE HAS TO BE USED EACH LOCATION OF TOWER.
10. AT SITE PROPER COMPACTION OF BACK FILLED EARTH ML

SOIL PARAMETERS:

TYPE OF SOIL :	PS
UNIT WEIGHT:	1440 / 940 Kg/(
BEARING CAPACITY:	12500 kg/m2
ANGLE OF REPOSE :	30 / 15 Degrees
WATER TABLE :	0.75 TO 1.5 M FROM

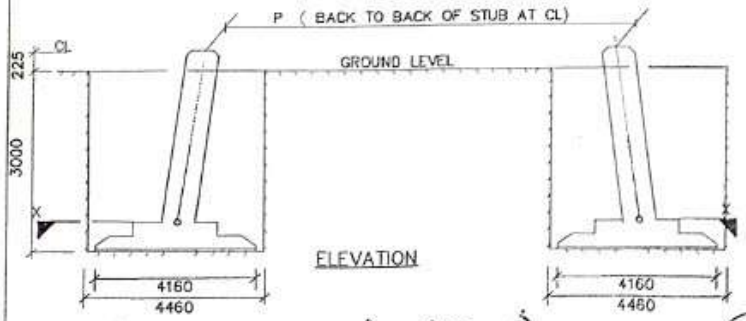

ELEVATION

Drawing is approved subject to overall responsibility of the contractor in accordance with the agreement of the work

(Vinay Kumar) AE (C), B.S.P.T.C.L

KUMAR ANAND AE (CIVIL) BSPTCL

BIHAR STATE POWER TRANSMISSION COMPANY LTD. (BSPTCL)

TITLE : 220Kv D/c TIN MOOSE 3040 "DC MKD "2TDC'
FOUNDATION DRAWING OF TT DC (NT+0/+3/+6/+9)
EQUAL LEG & SOIL TYPE PS

DWG. NO. CD_DC(NT+0/+3/+6/+9)_'PS SOIL _22(ii)(c)

SCALE : NTS

SHEET : 01 OF 01